

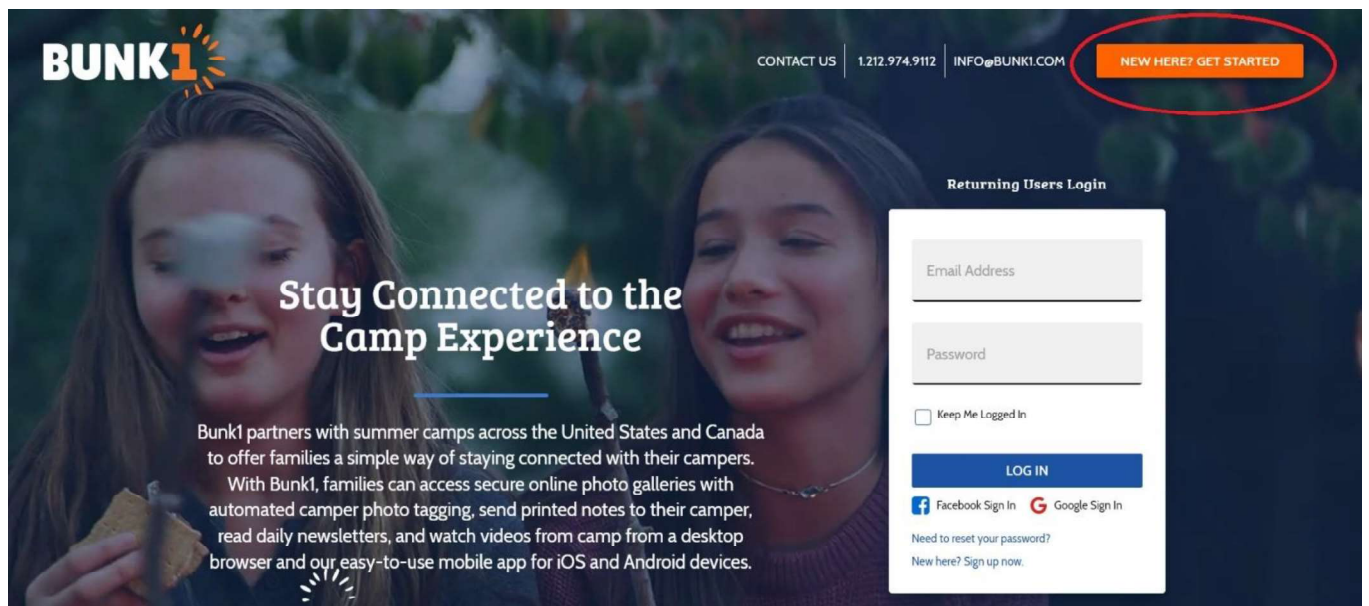
WHAT IS BUNK1?

Camp Fire Minnesota uses Bunk1 so you can send letters to your camper through Bunk Notes.
(Mini-Overnight and Overnight Camps only; not available for Day Camps and Northwoods trips)

CREATE AN ACCOUNT

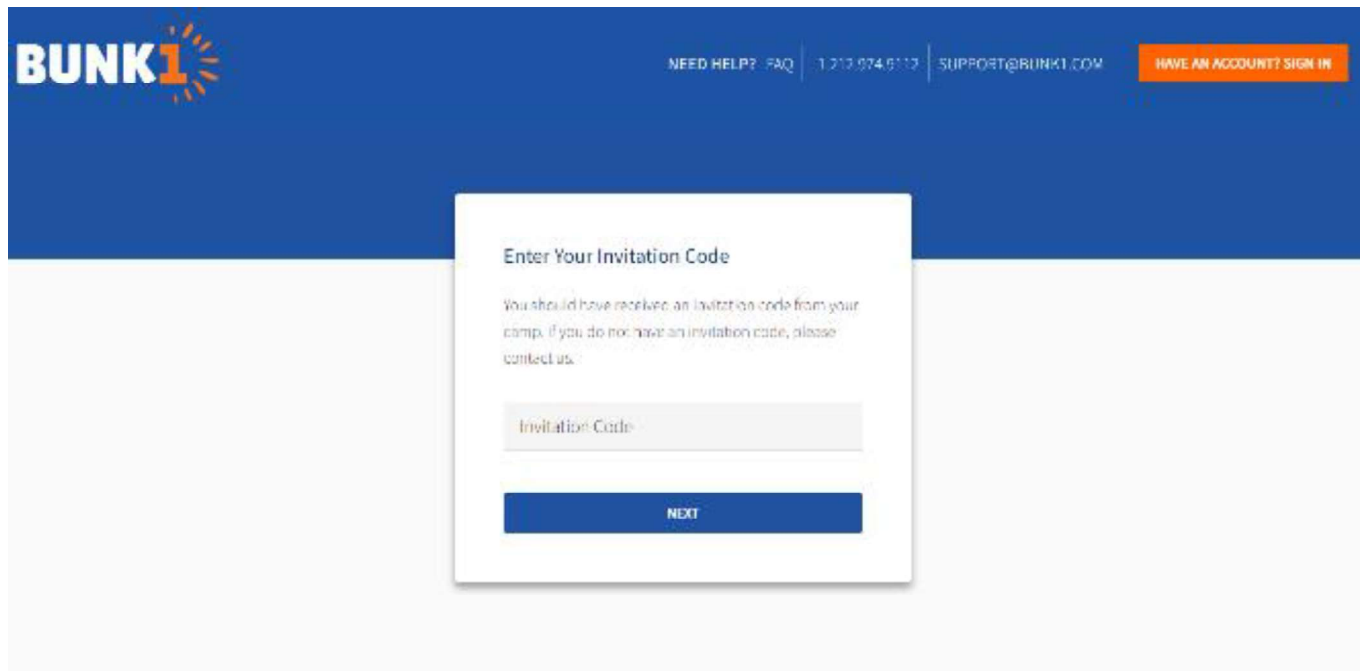
STEP 1. Go to www.bunk1.com.

STEP 2. At the top of the page, click the orange button with text "NEW HERE? GET STARTED".



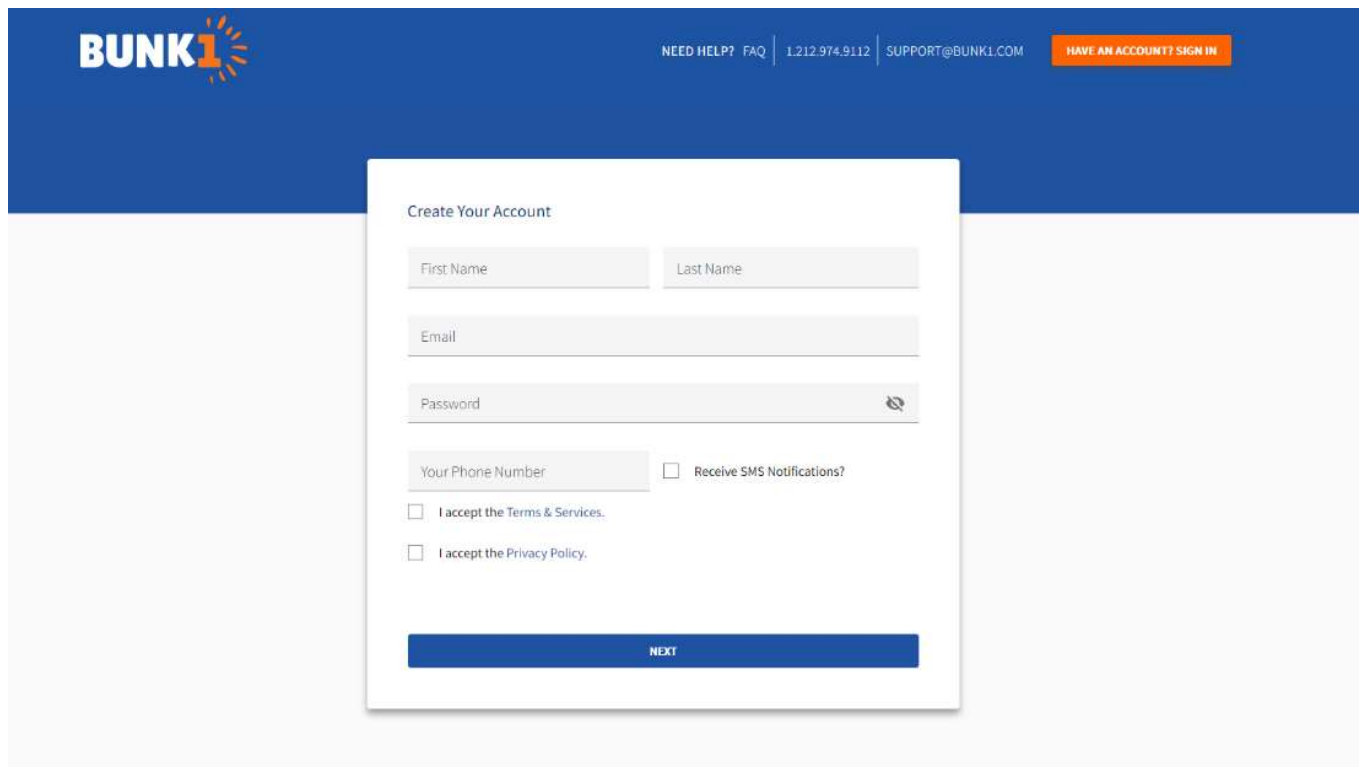
The screenshot shows the Bunk1 website interface. At the top left is the Bunk1 logo. In the top right corner, there are links for "CONTACT US", "1.212.974.9112", and "INFO@BUNK1.COM". A red circle highlights an orange button labeled "NEW HERE? GET STARTED". Below the navigation is a "Returning Users Login" section with a white login form. The form includes fields for "Email Address" and "Password", a "Keep Me Logged In" checkbox, and a blue "LOG IN" button. Below the login button are links for "Facebook Sign In" and "Google Sign In". At the bottom of the form, there are links for "Need to reset your password?" and "New here? Sign up now." The background of the page features a photo of two young girls smiling, with one holding a marshmallow on a stick.

STEP 3. Enter your invitation code. Camp Fire Minnesota’s invitation code will be included in your “Get Ready for Camp” email sent two weeks before camp.



The screenshot shows the BUNK1 website header with the logo on the left and navigation links for 'NEED HELP? FAQ', '1.212.974.9112', and 'SUPPORT@BUNK1.COM' on the right. An orange button labeled 'HAVE AN ACCOUNT? SIGN IN' is also present. The main content area features a white modal box titled 'Enter Your Invitation Code'. Inside the modal, there is a text prompt: 'You should have received an invitation code from your camp. If you do not have an invitation code, please contact us.' Below this is a text input field labeled 'Invitation Code' and a blue 'NEXT' button at the bottom.

STEP 4. Create your account and follow prompts to add camper information.



The screenshot shows the BUNK1 website header with the logo on the left and navigation links for 'NEED HELP? FAQ', '1.212.974.9112', and 'SUPPORT@BUNK1.COM' on the right. An orange button labeled 'HAVE AN ACCOUNT? SIGN IN' is also present. The main content area features a white modal box titled 'Create Your Account'. The form includes several input fields: 'First Name' and 'Last Name' (side-by-side), 'Email', and 'Password' (with a toggle icon). Below these is a 'Your Phone Number' field and a checkbox for 'Receive SMS Notifications?'. At the bottom of the form are two checkboxes: 'I accept the Terms & Services.' and 'I accept the Privacy Policy.'. A blue 'NEXT' button is located at the very bottom of the modal.

PURCHASE A BUNDLE

OPTIONS & PRICING:

STARTER	PLUS <small>POPULAR</small>	MAX OUR BIGGEST DISCOUNT
<i>Most basic option for campers who only attend 1 session.</i>	<i>For family members who plan to check in occasionally.</i>	<i>The complete package to stay in touch.</i>
✓ 3 Bunk Note credits ⓘ	✓ 5 Bunk Note credits ⓘ	✓ Unlimited Bunk Notes ⓘ
✓ Unlimited Fun Notes ⓘ	✓ Unlimited Fun Notes ⓘ	✓ Unlimited Fun Notes ⓘ
\$3.95 /CAMPER	\$7.95 /CAMPER	\$14.95 /CAMPER

Bunk Notes Schedule: submit by 10am and note will be delivered to camper that afternoon.

Questions?

Give us a call at (612) 235-7284
or email info@campfiremn.org